

# LWAPH 35 T2 1,1kW

## GENERAL DATA



### SQUARE WALL PLATE AXIAL DIRECT DRIVE FAN WITH POLYAMIDE IMPELLER AND HIGH EFFICIENCY MOTOR

#### MANUFACTURING FEATURES

- Square plate made of galvanized steel sheet with polyester painting.
- Variable pitch angle polyamide impeller reinforced with fibreglass.
- Supplied with motor support and protection guard according to the UNE-EN 20-359-74 norm and the ROHS 2002/95/EC Directive (Restriction of the Use of Certain Hazardous Substances in Electrical and Electronic Equipments).
- High efficiency standard asynchronous squirrel-cage motor with IP-55 protection (wiring box IP-65) and Class F insulation. Manufactured with standard voltages: 230V 50Hz for the single phase motors and 230/400V 50Hz for the three phase motors.

#### APPLICATIONS

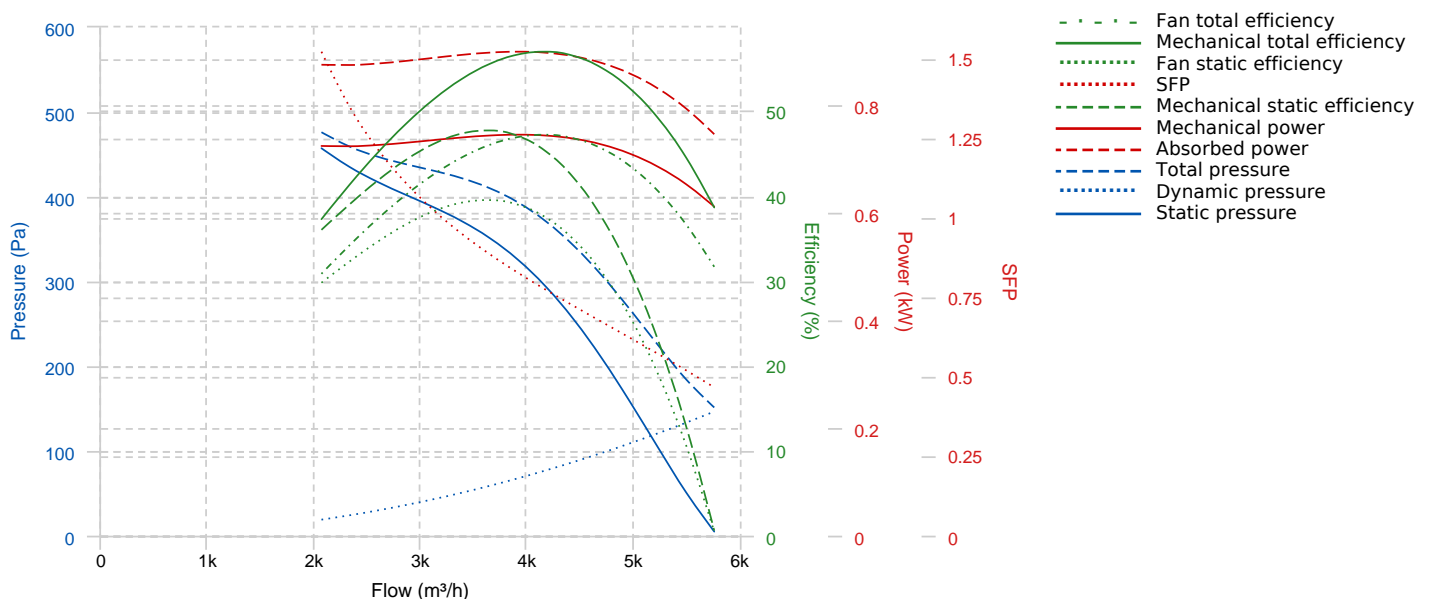
Designed for wall assembly, they are suitable for:

- Air renewal in buildings and industries.
- Maximum working temperature: single phase 50°C, three phase 60°C.

#### UNDER REQUEST

- Aluminium impeller.
- 60Hz fans.

## PERFORMANCE CURVE

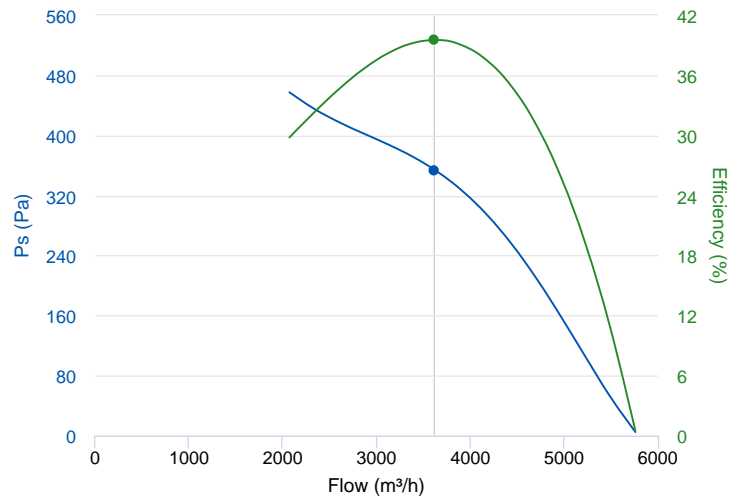


## TECHNICAL DATA

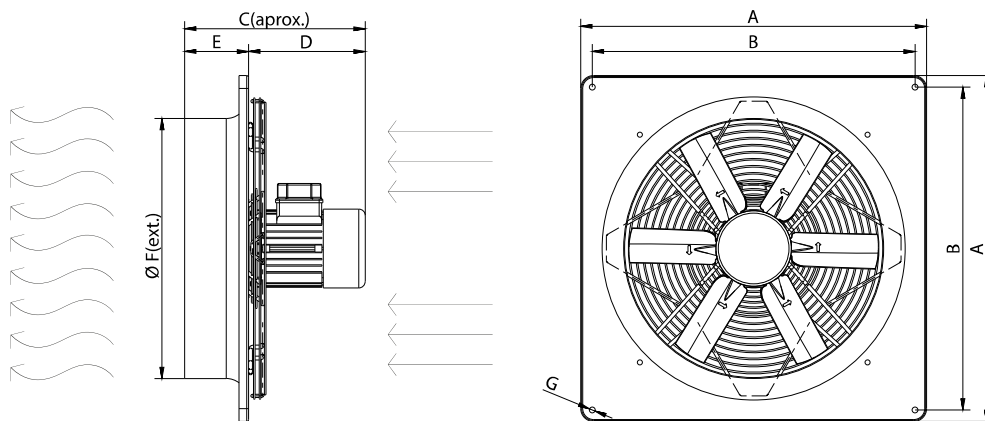
Fan							
RPM	2800	Approx. weight	7.5 kg	Max. Flow	5770 m³/h		
Motor							
Power	1,1 kW	RPM	2800	I max. (230V)	4,05 A	I max. (400V)	2,33 A
Size	80	Approx. weight	16 kg	Efficiency (%)	82.7 %	FP	0.85

## ERP DATA

Fan data sheet		
Fan type	Axial fan	
Installation category	A: Outlet and Inlet free discharge	
Efficiency category	Static	
The fan has to be installed with VF	No	
Motor power (kW)	1.1	
	Fan values	ERP Requirements 2015
Max. efficiency (%)	39.53	33.37
Efficiency grade (N)	46.15	40
Pabs (kW)	0.898	
Flow (m <sup>3</sup> /h)	3620.53	
Static pressure (Pa)	354.02	
Speed (m/s)	2800	
Specific ratio	1.00	



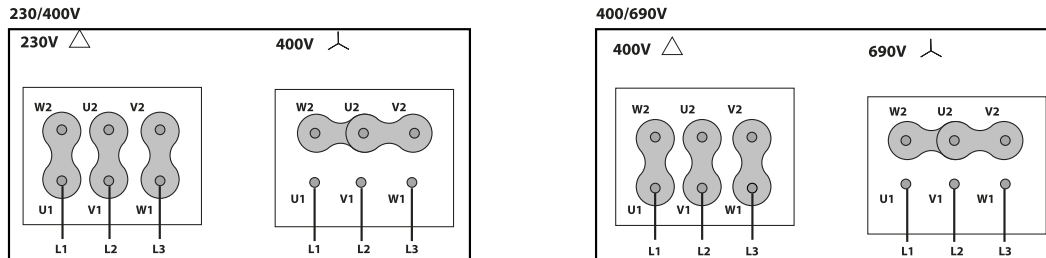
## DIMENSIONS



### Dimensions (mm)

A	460	B	392	C	313,5	D	227,5	E	86
ØF	366	ØG	9						

### WIRING DIAGRAM



### ACCESSORIES



**SAFETY SWITCH**  
INT 25 3P A



**Outlet protection guard for axial fans**  
RP0 35



**ALUMINIUM GRAVITY SHUTTER**  
PC2 40



**PLASTIC GRAVITY SHUTTER**  
PCP 35

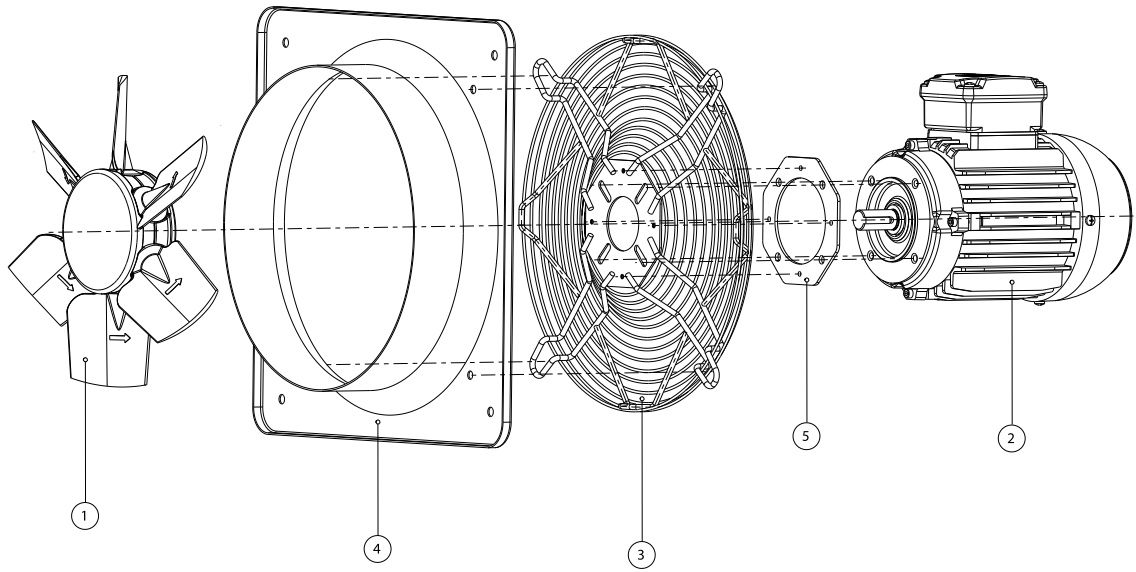


**FREQUENCY SPEED CONTROLLER**  
SFC 230 I 4,2A \*



**FREQUENCY SPEED CONTROLLER**  
SFC 400 III 3,6A \*

SPARE PARTS



	Code	Model	Qty
1	R-H35006335PSTD	IMPELLER 350:AP0:6 G35 D19	x1
3	R-268351902	PROTECTION GRID HJBM35	x1