

LWAP EC 40 M4 0,37kW

GENERAL DATA



SQUARE WALL PLATE AXIAL DIRECT DRIVE FAN WITH POLYAMIDE IMPELLER AND ELECTRONIC MOTOR

MANUFACTURING FEATURES

- Square plate made of galvanized steel sheet.
- Variable pitch angle polyamide impeller reinforced with fibreglass.
- Supplied with motor support and protection guard according to the ROHS 2002/95/EC Directive (Restriction of the Use of Certain Hazardous Substances in Electrical and Electronic Equipments).
- High efficiency brushless motor with permanent magnets and low sound level. Specially designed for fans with operating and control electronics on motor back.
- Switching frequency of 16 KHz.
- Operating range: 300 - 1800 rpm.
- Power supply: 230V + - 10%.
- Power Frequency: 50/60Hz.
- Operating temperature range: -20°C +45°C.
- Enclosed motor IP 54.
- Insulation class H.
- Speed control through:
 - 22Kohms Trimmer.
 - 0-10V external sensor.

APPLICATIONS

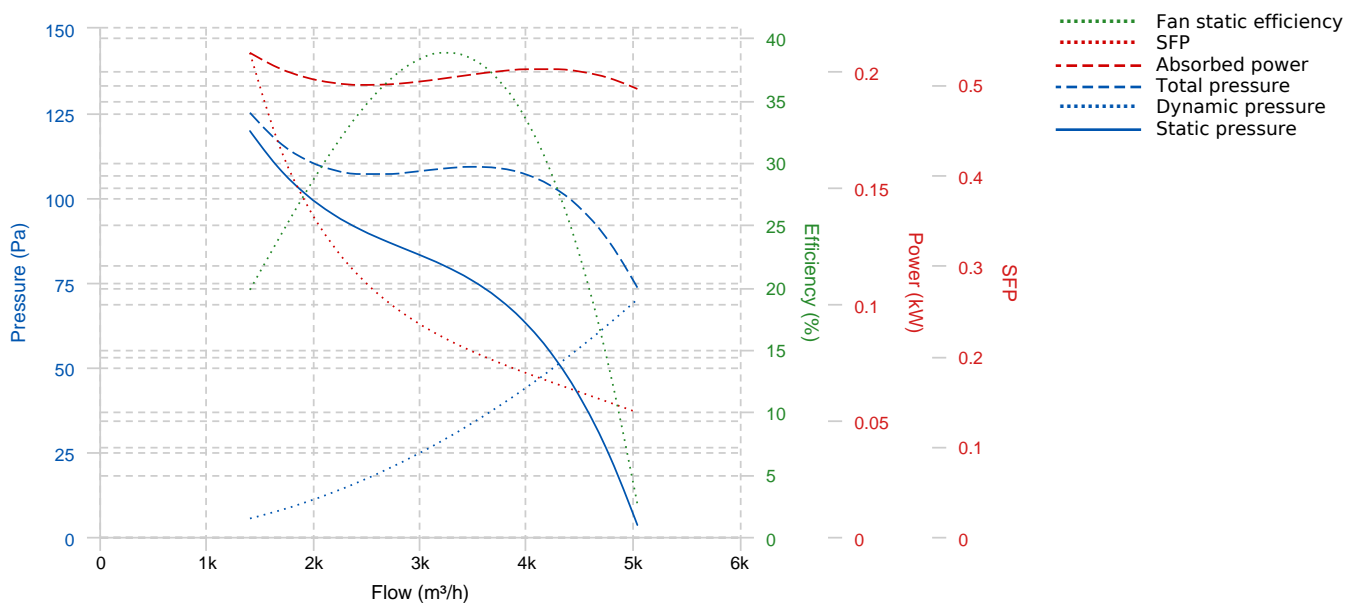
Designed for wall assembly, they are suitable for:

- Air renewal for all kind of buildings and industries.

UNDER REQUEST

- B form impeller (air flow from impeller to motor).
- Aluminium impeller.

PERFORMANCE CURVE

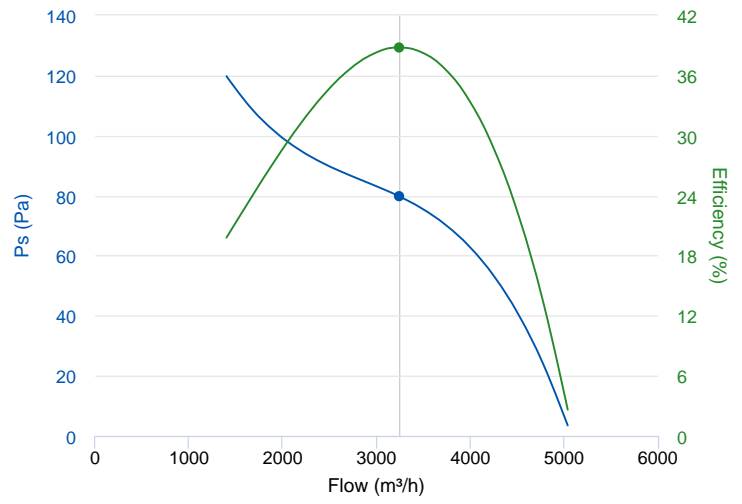


TECHNICAL DATA

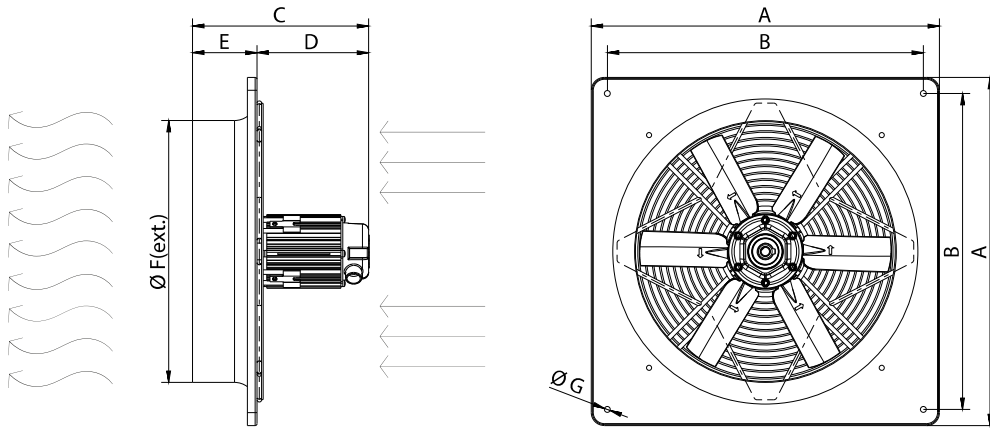
Fan							
RPM	1420	Approx. weight	9 kg	Max. Flow	5040 m ³ /h		
Motor							
Power	0,37 kW	RPM	1420	I max. (230V)	5 A	Approx. weight	0 kg

ERP DATA

Fan data sheet		
Fan type	Axial fan	
Installation category	A: Outlet and Inlet free discharge	
Efficiency category	Static	
The fan has to be installed with VF	No	
Motor power (kW)	0.37	
	Fan values	ERP Requirements 2015
Max. efficiency (%)	38.8	29.22
Efficiency grade (N)	49.58	40
Pabs (kW)	0.197	
Flow (m ³ /h)	3246.54	
Static pressure (Pa)	79.7	
Speed (m/s)	1420	
Specific ratio	1.00	



DIMENSIONS



Dimensions (mm)


A	540	B	504	C	313	D	213	E	100
F	406	G	9						

WIRING DIAGRAM

ACCESSORIES



SAFETY SWITCH
INT 2



Out
RPC

al fans



**PLASTIC GRAVITY SHUTTER
PCP 40**

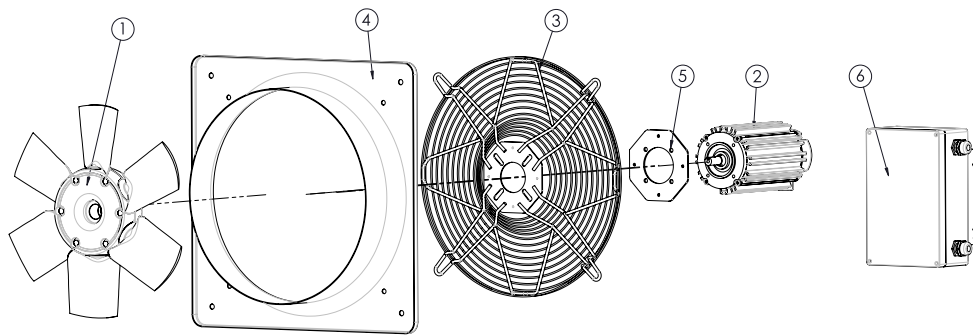


**SPEED CONTROLLER FOR EEC MOTOR
REGC**



**ALUMINIUM GRAVITY SHUTTER
PC2 40**

SPARE PARTS



	Code	Model	Qty
1	R-H40006335PSTD	IMPELLER 400:AP0:6 G35 D19	x1
3	R-268401902	PROTECTION GRID HJBM40	x1