

WMA 90 T4 (A6:6)

GENERAL DATA



WALL-MOUNTED AXIAL DIRECT DRIVE FAN WITH CAST ALUMINUM IMPELLER

MANUFACTURING FEATURES:

- Plate axial fan with circular reinforced frame.
 - Modular motor-impeller assembly.
 - Cast aluminum impeller with variable pitch angle.
 - Polyester powder finishing coat.
 - Standard asynchronous squirrel-cage motor with IP-55 protection and Class F insulation.
- Manufactured with standard voltages: 230V 50Hz in single phase motors and 230/400V 50Hz in three phase, motors up to 4kW and 400/690V 50Hz for higher powers.

APPLICATIONS:

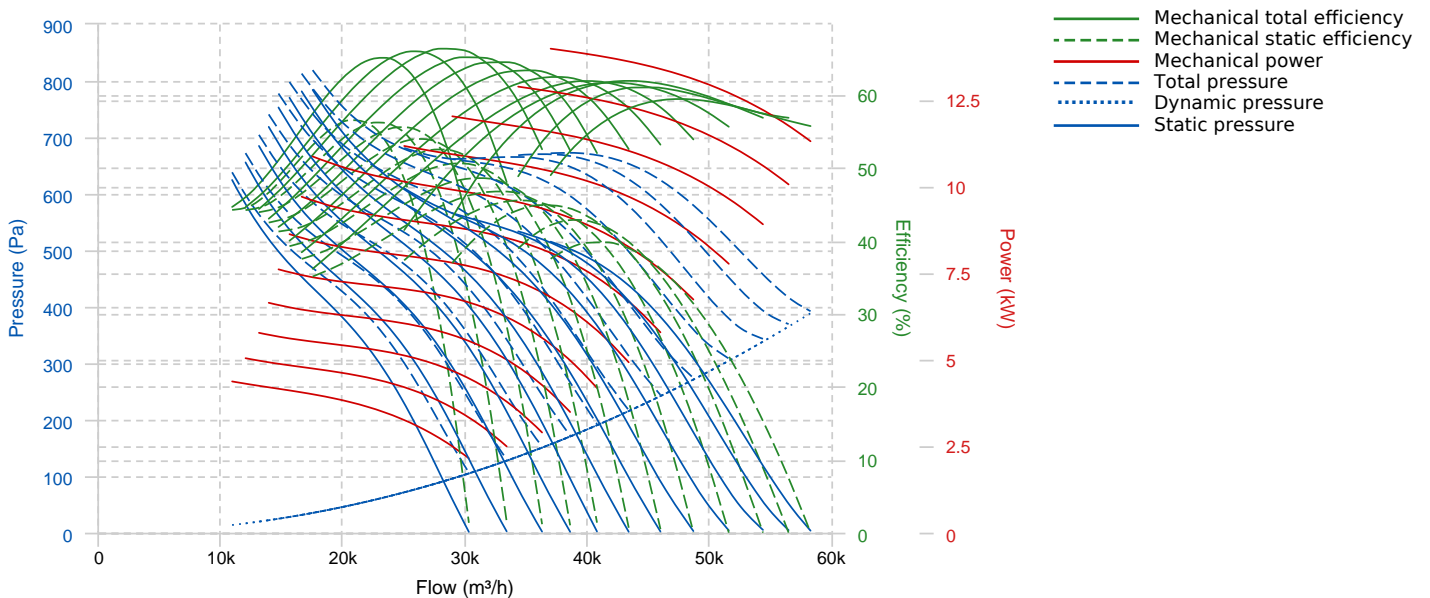
Designed for wall or duct installation, they are suitable for:

- Air renewal in buildings and industries.
- Maximum working temperature: 1ph 50°C, 3ph 60°C.

UNDER REQUEST:

- Supply impeller (air direction from impeller to motor)
- 100% reversible impeller.
- 60Hz fans and special voltages.
- Hot-dipped galvanized or stainless steel housing.

PERFORMANCE CURVE

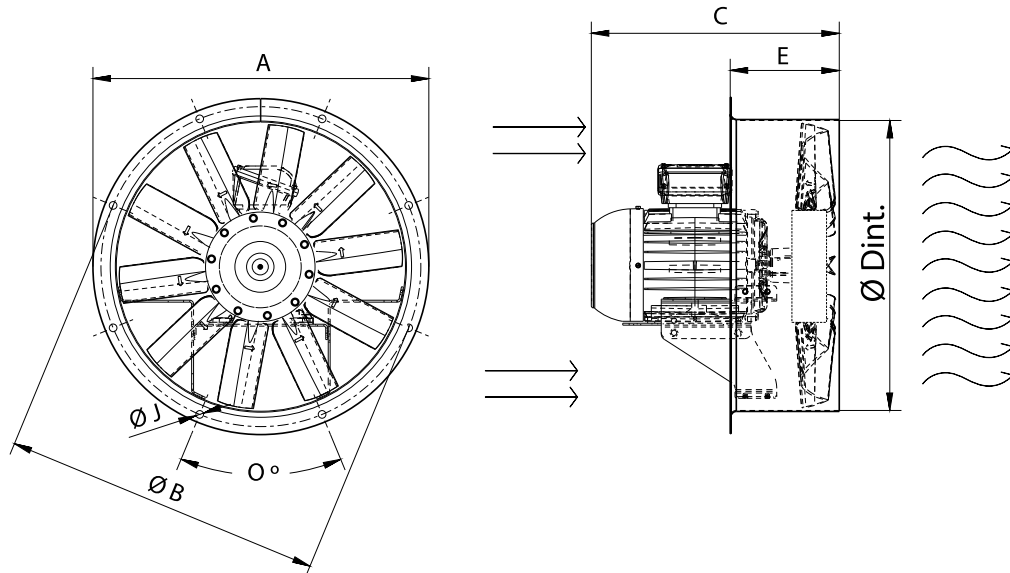


TECHNICAL DATA

Fan

RPM	-	Approx. weight	-	Max. Flow	58310 m³/h
-----	---	----------------	---	-----------	------------

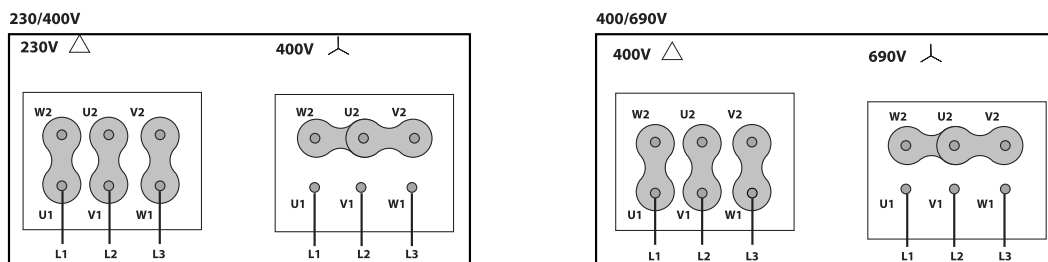
DIMENSIONS



Dimensions (mm)

C (Mot.T. 100L)	658	C (Mot.T.112)	658	C (Mot.T.132)	658	C (Mot.T. 160L)	742	C (Mot.T. 160M)	721
C (Mot.T. 180L)	787	C (Mot.T. 180M)	778	E	340	O	16x22,5 ^º	ØA	1000
ØB	970	ØD	903.5	ØJ	12				

WIRING DIAGRAM



ACCESSORIES



**Outlet protection guard for axial fans
RP0 900**



**CONNECTION FLANGE
AC 900**



**ANTI-VIBRATING FLANGE 400^ø/2H
BA-400 90**



**ALUMINIUM GRAVITY SHUTTER
PC2 100**



**PLASTIC GRAVITY SHUTTER
PCP 90**



**FREQUENCY SPEED CONTROLLER
SFC (GENERIC)**



**SQUARE MOUNTING FRAME FOR WMAP FANS
SFO 90**



**CIRCULAR-CIRCULAR ANTI-VIBRATION FLANGE
BAD 18**



**SAFETY SWITCH
INT (GENERIC)**